


The **Data Summary** provides a listing of data/information sources for the ConnectingOntario ClinicalViewer. The summary is divided into six information types: Acute Care, LHIN Data Summary, Lab and Pathology Results, Dispensed Medications, Diagnostic Imaging and Sites Viewing ConnectingOntario.

Launching the Data Summary

1. In the ClinicalViewer, hover the mouse cursor over the  menu icon
2. Select **Data Summary**. The data summary opens in a new browser tab



Viewing Acute Data Summary

Visits/Encounters, Documents/Notes and Other Results portlets display acute care information from the provincial Acute and Community Clinical Data Repository (acCCR)

1. Click the **Acute Data Summary** tab to display:
 - acute care organizations and data types each is contributing to the acCCR
 - contribution start dates listed by site and data type
2. Click the **organization's name** to see more details

| Acute Data Summary | Data Summary | Lab and Pathology Results | Dispensed Medications | | | | | | | | | | | | | | | | | | | | | | | | | | | | | | | | | | | | | | |
|---|----------------------|---------------------------|-----------------------|----------------------|--------------|-----------|--------|---------------------------|----------|--|--|--|--|--|--|-----------|--|--|--|--|--|------------------------------|----------|--|--|--|--|--|---------------|--|--|--|--|--|--|--|--|--|--|--|--|
| <p>Acute Clinical Information available via ConnectingOntario (click site for detailed breakdown)</p> <table border="1"> <thead> <tr> <th>Organization</th> <th>Patient Demographics</th> <th>Visit/Encounter</th> <th>Emergency Department</th> <th>Consultation</th> <th>Discharge</th> <th>Cardio</th> </tr> </thead> <tbody> <tr> <td>Bluewater Health Alliance</td> <td>Mar 2016</td> <td></td> <td></td> <td></td> <td></td> <td></td> </tr> <tr> <td>Centre for Addiction and Mental Health</td> <td>Sept 2017</td> <td></td> <td></td> <td></td> <td></td> <td></td> </tr> <tr> <td>Chatham Kent Health Alliance</td> <td>Mar 2016</td> <td></td> <td></td> <td></td> <td></td> <td></td> </tr> <tr> <td>Credit Valley</td> <td></td> <td></td> <td></td> <td></td> <td></td> <td></td> </tr> </tbody> </table> | Organization | Patient Demographics | Visit/Encounter | Emergency Department | Consultation | Discharge | Cardio | Bluewater Health Alliance | Mar 2016 | | | | | | Centre for Addiction and Mental Health | Sept 2017 | | | | | | Chatham Kent Health Alliance | Mar 2016 | | | | | | Credit Valley | | | | | | | <p>Erie St Clair: Bluewater Health Alliance Data Contribution Report</p> <p>Please note: Not all patient records may be displayed. Data made accessible through is limited to information contributed to eHealth Ontario as available by participating Health Organizations.</p> <p>Patient Demographics</p> <p>All electronically available demographic information, including contact information, next of kin, etc.</p> <p>Visit/Encounter details</p> <p>Timing, clinician assignment, reason for visit, and other key encounter details for:</p> <ul style="list-style-type: none"> • Elective • Newborn • Stillborn • Urgent/Emergent Cases • Admitted from Clinic | | | | | |
| Organization | Patient Demographics | Visit/Encounter | Emergency Department | Consultation | Discharge | Cardio | | | | | | | | | | | | | | | | | | | | | | | | | | | | | | | | | | | |
| Bluewater Health Alliance | Mar 2016 | | | | | | | | | | | | | | | | | | | | | | | | | | | | | | | | | | | | | | | | |
| Centre for Addiction and Mental Health | Sept 2017 | | | | | | | | | | | | | | | | | | | | | | | | | | | | | | | | | | | | | | | | |
| Chatham Kent Health Alliance | Mar 2016 | | | | | | | | | | | | | | | | | | | | | | | | | | | | | | | | | | | | | | | | |
| Credit Valley | | | | | | | | | | | | | | | | | | | | | | | | | | | | | | | | | | | | | | | | | |

Viewing LHIN Data Summary

The Community portlet displays LHIN Home and Community Care Services information contributed to the acCCR

1. Click the **LHIN Data Summary** tab to display:
 - LHINs and data types each contributes to the acCCR
 - contribution start dates listed by LHIN and data type

| Acute Data Summary | LHIN Data Summary | Lab and Pathology Results | Dispensed Medications | | | | | | | | | | | | | | | | | | | | |
|---|---|---|-------------------------------|-------------------------------------|---------|--------------|----------|----------|----------|-------------------|----------|----------|----------|-------------------|----------|----------|----------|-------------------------|----------|----------|----------|--|--|
| | <table border="1"> <thead> <tr> <th>LHIN Clinical Information Available via ConnectingOntario</th> <th>Patient (Client) Demographics</th> <th>Visits/Encounter (Referral) Details</th> <th>Service</th> </tr> </thead> <tbody> <tr> <td>Central LHIN</td> <td>Nov 2013</td> <td>Nov 2013</td> <td>Nov 2013</td> </tr> <tr> <td>Central East LHIN</td> <td>Oct 2013</td> <td>Oct 2013</td> <td>Oct 2013</td> </tr> <tr> <td>Central West LHIN</td> <td>Sep 2013</td> <td>Sep 2013</td> <td>Sep 2013</td> </tr> <tr> <td>Mississauga Halton LHIN</td> <td>Oct 2013</td> <td>Oct 2013</td> <td>Oct 2013</td> </tr> </tbody> </table> | LHIN Clinical Information Available via ConnectingOntario | Patient (Client) Demographics | Visits/Encounter (Referral) Details | Service | Central LHIN | Nov 2013 | Nov 2013 | Nov 2013 | Central East LHIN | Oct 2013 | Oct 2013 | Oct 2013 | Central West LHIN | Sep 2013 | Sep 2013 | Sep 2013 | Mississauga Halton LHIN | Oct 2013 | Oct 2013 | Oct 2013 | | |
| LHIN Clinical Information Available via ConnectingOntario | Patient (Client) Demographics | Visits/Encounter (Referral) Details | Service | | | | | | | | | | | | | | | | | | | | |
| Central LHIN | Nov 2013 | Nov 2013 | Nov 2013 | | | | | | | | | | | | | | | | | | | | |
| Central East LHIN | Oct 2013 | Oct 2013 | Oct 2013 | | | | | | | | | | | | | | | | | | | | |
| Central West LHIN | Sep 2013 | Sep 2013 | Sep 2013 | | | | | | | | | | | | | | | | | | | | |
| Mississauga Halton LHIN | Oct 2013 | Oct 2013 | Oct 2013 | | | | | | | | | | | | | | | | | | | | |

Viewing Lab and Pathology Results

The Lab and Pathology Results portlet displays information from the Ontario Laboratories Information System (OLIS). To view the list of organizations plus details on information each submits to OLIS:

1. Click the **Lab and Pathology Results** tab
2. Click the link **OLIS Data Contributors**. The list opens in a separate browser tab

LHIN Data Summary | **Lab and Pathology Results** | Dispensed Medications

ConnectingOntario ClinicalViewer displays laboratory information from the Ontario Laboratories Information System (OLIS) via the link: [OLIS Data Contributors](#).

| Organization | Biotechnology | Immunology | Pathology | Blood Bank | Microbiology |
|--|---------------|------------|------------|------------|--------------|
| Alexandra Hospital | Q1 2017/18 | Q1 2017/18 | Q1 2017/18 | Q1 2017/18 | Q1 2017/18 |
| Alexandra Marine and General Hospital | Q1 2014/15 | Q1 2014/15 | Q1 2014/15 | Q1 2014/15 | Q1 2014/15 |
| Carleton Place Health Services - Monastep Hospital | Q1 2007/08 | Q1 2007/08 | Q1 2007/08 | Q1 2007/08 | Q1 2007/08 |
| Carleton Place Health Services - Monastep Hospital | Q1 2007/08 | Q1 2007/08 | Q1 2007/08 | Q1 2007/08 | Q1 2007/08 |

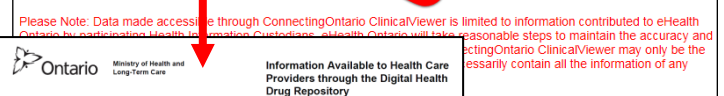
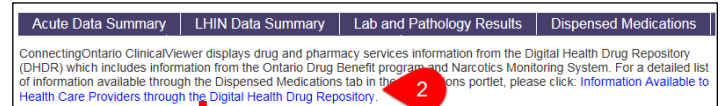
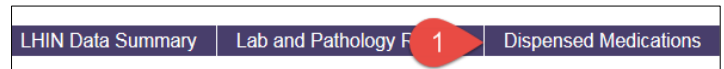
When finished viewing the list of contributors, click the **Back** button in the browser to return to the Data Summary

Viewing Dispensed Medications

The Dispensed Medications tab in the Medications portlet displays information from the Digital Health Drug Repository (DHDR)

1. Click the **Dispensed Medications** tab
2. Click the link **Information Available to Health Care Providers through the Digital Health Drug Repository**. The list opens in a separate document window

When finished viewing the list, close the window to return to the Data Summary



Viewing Diagnostic Imaging

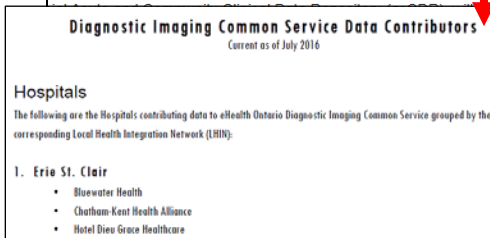
The Diagnostic Imaging portlet displays information from the Diagnostic Imaging Common Service (DI CS). To view the list of organizations contributing to DI CS:

1. Click the **Diagnostic Imaging** tab
2. Click the link **DI Common Service Data contributors**. The list opens in a separate browser tab

When finished viewing the list of contributors, click the **Back** button in the browser to return to the Data Summary



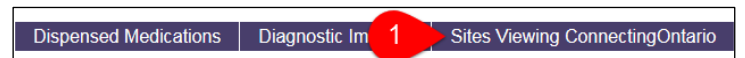
reports and images from the Diagnostic Imaging Common Service (DI CS) provincial repository. The province's three regional Diagnostic Imaging Repositories (DI-rs). Patients' DI information is organized by submitting information to DI CS, [DI Common Service Data contributors](#).



Viewing a List of Sites Viewing ConnectingOntario

1. To see the list of health care organizations that currently have access to the ConnectingOntario ClinicalViewer including go live date, click **Sites Viewing ConnectingOntario**
2. Click the link **Please click here**

When finished viewing the list of viewing organizations, click the **Back** button in the browser to return to the Data Summary



Please click here [Please click here](#) sites that have been granted access to use ClinicalViewer. The dates shown indicate when end users started viewing page frequently as the information is updated regularly.

| Site Name | Setting | LHIN | Go Live |
|---|---------------|----------------------|-----------|
| Anson General Hospital | Hospital Care | North East | Apr-18 |
| Barrie CHC | Primary Care | North Simcoe Muskoka | 10-Nov-17 |
| Bathurst Lawrence FHO | Primary Care | Toronto Central | Jan-18 |
| Baycrest Centre for Geriatric Care | Hospital Care | Toronto Central | Mar-18 |
| Bedford Family Health Organization | Primary Care | Toronto Central | 26-Oct-17 |
| Better Living at Thompson House (LTC) | Community | Central | 3-Mar-17 |
| Better Living Health and Community Services | Community | Central West | 3-Feb-17 |
| Bingham Memorial Hospital | Hospital Care | North East | Apr-18 |
| Black Creek CHC | Primary Care | Central | 14-Nov-17 |

Exiting the Data Summary

1. Click the X on the **Data_summary_main** tab to close the browser tab

